

THE Wells & Walsingham Light Railway

2012 TIMETABLE

DEPARTURE TIMETABLE 1

1st to 31st
August

Wells	Walsingham
10.15 am	11.00 am
11.45 am	12.30 pm
1.30 pm	2.15 pm
3.00 pm	3.45 pm
4.30 pm	5.15 pm

DEPARTURE TIMETABLE 2

6th April to 31st July
1st to 30th September

Wells	Walsingham
10.30 am	11.15 am
12.00 noon	12.45 pm
2.00 pm	2.45 pm
3.30 pm	4.15 pm

DEPARTURE TIMETABLE 3

1st to 31st October

Wells	Walsingham
11.00 am	11.45 am
12.45 pm	1.30 pm
2.30 pm	3.15 pm

*Some trains may be
hauled by a tram engine*

*An additional train may
be run at peak times*

JOURNEY TIME:

30 minutes in
each direction.

**ENCLOSED, OPEN
AND COVERED
CARRIAGES
AVAILABLE**

**TIMETABLES MAY BE
SUBJECT TO CHANGE**

Check Website

LARGE OVERFLOW CAR PARK AT WELLS STATION

**OPEN SEVEN DAYS A WEEK FROM
6th APRIL to 31st OCTOBER**

**One of Britain's
Great Little Railways**

Tel. 01328 711630 (8.00am to 5.00pm)
www.wellswalsinghamrailway.co.uk

THE Wells & Walsingham Light Railway 2012



**Trains every
day from 6th April
to 31st October**

**One of Britain's
Great Little Railways**

Tel. 01328 711630 (8.00am to 5.00pm)
www.wellswalsinghamrailway.co.uk

FORNCETT INDUSTRIAL STEAM MUSEUM

Low Road, Forncett St. Mary, Norwich NR16 1JJ

Telephone: 01508 488277

www.forncettsteammuseum.co.uk

Just 10 miles south of Norwich.

Follow brown tourist signs on B1113 from Tacolneston.

Steam Heritage Award Winner

OPENING TIMES

'Steam Ups' are on the first Sunday of every month from
May to November - 11.00 am to 5.30 pm.

2 children admitted **FREE** with each adult.

Telephone for details of special events, including *Model Engineers Day*.
Discover this unique collection of large stationary steam engines dating from the
early days of steam. All played a crucial role in industry before being brought to
Forncett St. Mary where they have been rehoused and restored to full working
order. Many of these engines can be seen running on 'Steam Up' Sundays.

CAR PARK • TEAS • SOUVENIRS

Coach parties and Group Bookings welcome by prior arrangement.



The 'Norfolk Heroine'

2011 - A Year to Remember as 'Norfolk Heroine' Comes on Line

A new Garratt locomotive was delivered to the railway in March ready for the start of the 2011 season. Built substantially to the same design as "Norfolk Hero", the new 2-6-6-2 locomotive has been named "Norfolk Heroine" after Edith Cavell.

The new locomotive is the result of several years of planning and fund raising by the WWLR and the Railway's Support Group. A substantial grant was secured from the Norfolk Coast & Broads Rural Development Programme, the first to be awarded in Norfolk under a new European funded scheme. Match funding from our own resources was a condition of the grant.

A public appeal, with a target of £10,000, was launched in 2010 by the Support Group. We are nearing our target, but still need further donations to achieve our goal by the end of this season. In addition to their fund raising activities, the Support Group members help provide publicity, technical expertise and help with volunteer jobs such as engine driver or guard.

Two new carriages have been bought to increase passenger capacity. On busy days when there are pre-booked coach parties these full trains will be double headed. Two Garratts storming up the gradient at Barnard's Cutting is an unforgettable sight.

JOINING THE WWLR

Having enjoyed a journey on our unique Railway you probably would like to find out more about its operation and the people who run it. There are two ways in which you could become associated with the WWLR:

- ★ **ASSOCIATION** Join the Railway's Support Group
- ★ **LIFE PASS** Purchase a £75 Life Pass for unlimited free travel

THE WELLS & WALSINGHAM RAILWAY SUPPORT GROUP is our Members' Association. Its purposes are fourfold:

- ★ Information on activities and developments through the thrice-yearly Newsletter and the AGM.
- ★ Facilitating the developments of the Railway through fund-raising, support services, purchase of equipment & rolling stock, and publicity.
- ★ Managing the shop in the signal box at Wells.
- ★ Organisation of volunteer participation in the Railway.


Membership costs £17 per year and includes an annual season ticket.

LIFE PASSES confer free travel on the Railway for life. A specially designed 32mm circular blue, cream and gold enamel badge comes individually numbered in a presentation box, in the style of a 19th century Railway Director's Pass. This is the ideal gift for any Railway enthusiast on any occasion (e.g. leaving presentation, retirement, birthday, Christmas) and at £75 represents excellent value for money. If interested, please contact:

**Cmdr. Roy Francis, WWLR,
Wells Next-the-Sea, Norfolk NR23 1QB.**

For further information, ring 01328 711630 - 8.00 am to 5.00 pm.





THE Wells & Walsingham Light Railway


Visit the longest 10¼" narrow gauge steam railway in the world and see the unique Garratt Locomotives "Norfolk Hero" and "Norfolk Heroine" built specially for this line.

Experience a great adventure for all the family in the delightful countryside of the North Norfolk coast.

Enjoy our timetable service from the seaside and harbour town of WELLS to the picturesque town of WALSINGHAM, famed for centuries as a centre of pilgrimage. A scenic journey with five bridges through lovely countryside. Halts at WARHAM St. MARY and WIGHTON. With the regular service you have ample time to explore Walsingham with its shops, restaurants and inns as well as the famous shrines before catching the train back.

Our main Station at WELLS has a charming restored signal box where you can buy souvenirs and excellent refreshments from the station buffet. Evening charter trains are also bookable, full details can be obtained from Wells Station or by telephoning 01328 711630, only between 8.00 am and 5.00 pm.

Walsingham Abbey Grounds and Shirehall Museum



Set in Walsingham, the grounds contain the remains of an Augustinian Priory and provide pleasant woodland and river walks. The Shirehall Museum houses a Georgian Courtroom and displays on the history of Walsingham. Wander amongst the cramped benches, into the prisoners lockup or view the display of by-gones and interesting finds from the locality.

Open daily in February 10am - 4pm for Snowdrop Walks.

Open end of March to end of October, seven days a week.

For details of opening dates and times during the rest of the year please ring the Estate Office 01328 820259

Admission through the Shirehall Museum.

www.walsinghamabbey.com



Award-winning farm shop
Excellent value butchery & deli
Home-cooked ready meals
Seasonal local produce

GUILD STREET
WALSINGHAM NR22 6BU
01328 821877

OPEN TUE-FRI 9AM-6PM
SAT 9AM-5PM
SUN 10AM-4PM
& BANK HOLIDAYS



**WALSINGHAM
FARMS SHOP**

WWW.WALSINGHAMFARMSSHOP.CO.UK

THE NORFOLK RIDDLE
RESTAURANT OPEN MIDDAY & EVENINGS
WED-SUN & BANK HOLIDAYS
& FISH & CHIP SHOP OPEN DAILY

2 WELLS ROAD
WALSINGHAM NR22 6DJ
01328 821903

'Plat du jour' 2-course
weekday lunches
just £10.00

Hall • Museum • Deer Park • Lake • Nature Trail • Café • Gift Shop • Cycle Hire • Walled Gardens
Please telephone for details of opening times and admission charges

Holkham Estate, Wells-next-the-Sea, Norfolk, NR23 1AB. Tel: 01328 710227

WELLS-NEXT-THE-SEA

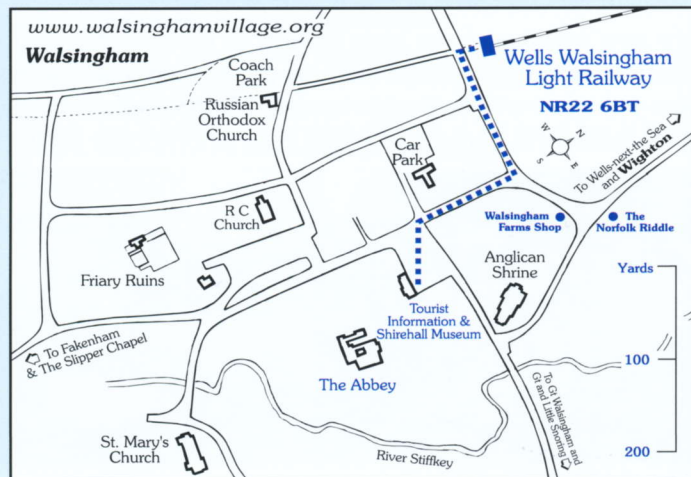
ACCESS TO THE MAIN STATION AND CAR PARKING AREA IS FROM THE A149 COAST ROAD. THE ENTRANCE IS 300 YDS EAST OF THE A149/ WIGHTON & WALSINGHAM ROAD JUNCTION. PLEASE FOLLOW THE BROWN SIGNS, SEE MAP BELOW FOR DETAILED ROAD INFORMATION.



GUIDED of TOURS WALSINGHAM

“Walk around and discover Walsingham” by taking a guided tour or buying this book from the W.W.L.R. shop or T.I.C. Tours leave from the T.I.C. at 11am on Wednesdays and Thursdays (May to September). Travel by train from Wells, tour the town, enjoy a meal and visit some of the many interesting shops.

FOR FULL ‘WALK’ DETAILS OR PARTY BOOKINGS CONTACT 01328 820250



Christine's - The Station Buffet



Following discussions with Cmdr. Roy Francis and the WWLR Support Group, it was agreed that Christine and David should open their catering business and take on the role of the ‘Station Buffet’. Between them they have had 30 years experience in catering working in Blakeney and you can be sure of a warm and friendly greeting. They have subscribed to the Safer Food Better Business initiative and have recently been awarded the 5 out of 5 stars ‘excellent’ status by North Norfolk District Council. Our new facility has been operating since April 2010.

Throughout the day refreshments are available from CHRISTINE'S which is situated next to the signal box. As well as breakfast, there is a wide range of fresh cut sandwiches and home made cakes and pastries for you to choose from. Fresh local crab and prawns are always popular and can be served as a plated salad or in a sandwich. A variety of hot and cold drinks are also on offer. You can even treat yourself to a clotted cream tea or an ice cream while you wait for your train. You are welcome to sit outside and enjoy the sunshine or if the weather is not so kind feel free to sit inside the Signal Box Shop.

Packed lunches can also be provided to take on the train or even down to the beach after your visit to Walsingham.

CHRISTINE'S is open 7 days a week during our season. Opening times are from about 8.30 a.m. until the last train departs from Wells. However, during extreme weather conditions the closing time may be brought forward.



All 'Garratt Locomotive' pictures reproduced with the kind permission of Ian J. Williams.